

Short instructions with key symbols

Activate factory calibration



ZERO flashing

One point calibration without calibrator foil

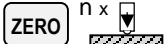


ZERO flashing



ZERO steady

Two-point calibration: zeroing and calibration using one foil



ZERO flashing



ZERO steady



CAL flashing



CAL steady

Interrupt of calibration with one foil



ZERO flashing



CAL flashing



n = put down probe 1, 2, 3 x

Use arrow key to adjust to requested value

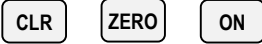
Deleting last reading



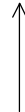
Deleting statistics



Total Reset: Delete all statistics and calibration values.



{ Press keys subsequently and keep pressed down.



Calibration methods



delete functions

